

Repair Instructions

Dixell XR70 Faceplate Replacement

To suit: Dixell XR70 Controller

Approvals		
Written By:	Reviewed By:	Approved By:
Duncan Smeaton	Stephen Watt	Duncan Smeaton

Doc ID: TM-010-V2

Revision Date: 18/06/2024

Safety Reminder


These instructions do not purport to address all potential safety issues, if any, associated with the product's use. It is the responsibility of the user of these instructions to establish appropriate safety and health practices and determine the applicability of regulatory limitations before use.



Before attempting any of the following, perform the actions listed below:

- Turn OFF power to the machine.
- Unplug the machine.

Summary

These instructions are for installing replacement Dixell XR70 Faceplate

Kit Contents		
Item	Description	Quantity
41931	 Dixell XR70 Faceplate	1

Tools Required	
Slim flathead screw driver	
Safety Step (if required). Example Shown	



The outer face of the controller can be replaced if it becomes damaged.



The faceplate is unclipped from the bottom via the small indent.



A slim flat head screwdriver can make this easy.



Once unclipped, pull the face plate out from the bottom and lift up to remove.



Once the faceplate has been removed, please exercise caution and avoid pressing any buttons to prevent any damage to the rubber seal.



Attach the new faceplate by clipping it onto the top and pushing the bottom in.



With the faceplate back in place,
turn the power back on and test the
buttons.

Support and Contact

Repair and Support is available over the telephone Monday through Thursday from 8:30am to 4pm and Friday 8:30am to 2pm. Please contact service@thermoline.com.au for email technical support. You can also visit our website at www.thermoline.com.au for access to additional useful troubleshooting guides, operating manuals, and technical information.

Thermoline Scientific Equipment
10-12 Ross Place
Wetherill Park NSW 2164
Ph: 02 9604 3911
Email: hello@thermoline.com.au
Web: www.thermoline.com.au

